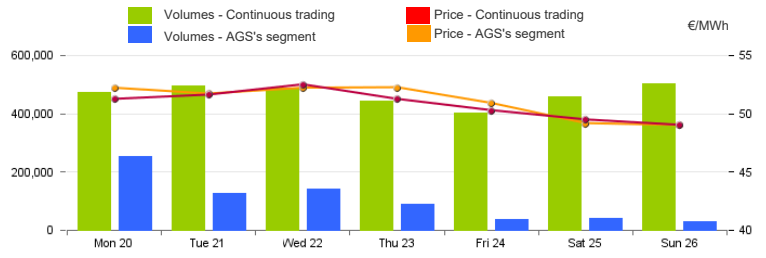


Spot Gas Market (MP-GAS)

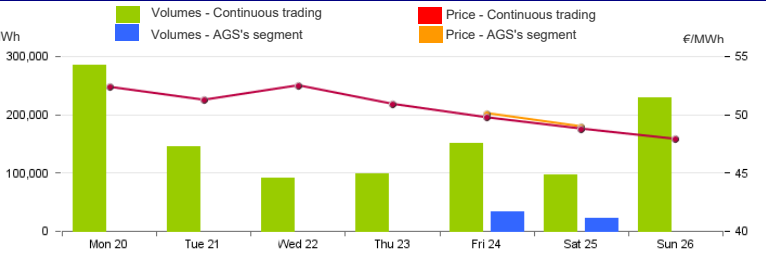
Day-Ahead Gas Market (MGP-GAS)

	Price. €/MWh				Volumes. MWh			
	Average	Var	Min	Max	Total	Var	Daily Products	WE Product
Continuous trading	50.81	+1.1%	48.10	53.20	3,266,496	-6.5%	2,496,384	770,112
	Price. €/MWh				Volumes. MWh			
	Average	Var	Min	Max	Total	Var	Purchases SRG	Sales SRG
AGS's segment	51.05	+0.5%	49.00	52.24	721,584	-43.0%	721,584	57,696



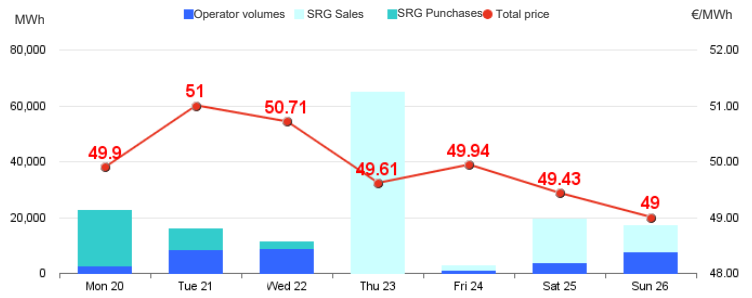
Intra-Day Gas Market (MI-GAS)

	Price. €/MWh				Volumes. MWh			
	Average	Var	Min	Max	Total	Var	Purchases SRG	Sales SRG
Continuous trading	50.49	+0.4%	44.50	53.85	1,096,296	+17.8%		
	Price. €/MWh				Volumes. MWh			
	Average	Var	Min	Max	Total	Var	Purchases SRG	Sales SRG
AGS's segment	49.54	-	48.97	50.10	55,032	-		55,032



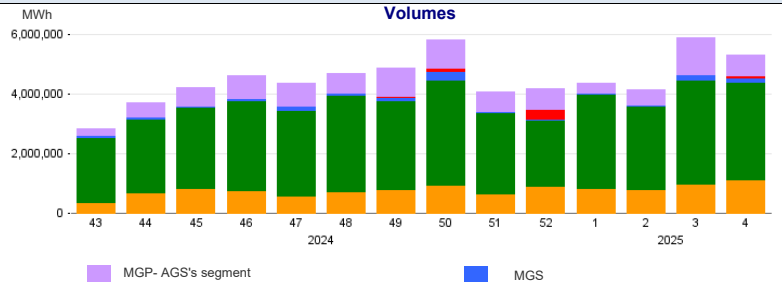
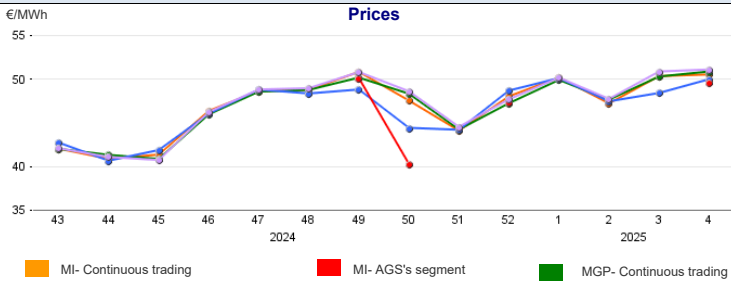
Market for the trading of gas stored (MGS-GAS)

Week	Storage	4	3
Price. (1) €/MWh	Stogit	49.94	48.37
	Edison Stoccaggio	-	-
	Total	49.94	48.37
Volumes. MWh	Stogit	153,681	187,864
	Edison Stoccaggio	-	-
	Total	153,681	187,864
SRG Activity. MWh	Purchases	30,581	118,782
	Balancing (2)	30,581	118,782
	Other purposes (3)	-	-
	Sales	92,412	67,882
	Balancing (2)	92,412	67,882
Other purposes (3)	-	-	



1) The Total price is calculated as a weighted average price for the total volumes exchanged in each storage system.
2) To securely manage any expected deviations between overall network injections and withdrawals pursuant to Art. 2.5 of Annex A, AEEGSI's Resolution 312/2016/R/gas
3) Stored gas trades by Snam Rete Gas (SRG) not included in "Balancing"

Weekly evolution



Forward Gas Market (MT-GAS)

Products	Market					OTC		Total		Open interest*		
	Minimum Price	Maximum Price	Check Price*		Trades	Volumes	Registrations	Volumes	Volumes		Open interest*	
	€/MWh	€/MWh	€/MWh	change %	N.	MWh/d	N.	MWh/d	MWh/d	change %	MWh/d	MWh
M-2025-02	-	-	52.06	0.0%	-	-	-	-	-	-	-	-
Q-2025-02	-	-	51.51	0.0%	-	-	-	-	-	-	-	-
Q-2025-03	-	-	51.79	0.0%	-	-	-	-	-	-	-	-
Q-2025-04	-	-	49.80	0.0%	-	-	-	-	-	-	-	-
SS-2025	-	-	52.75	0.0%	-	-	-	-	-	-	-	-
WS-2025/2026	-	-	48.57	0.0%	-	-	-	-	-	-	-	-
M-2025-03	-	-	51.82	0.0%	-	-	-	-	-	-	-	-
BoM-2025-01	-	-	47.20	0.7%	-	-	-	-	-	-	-	-
M-2025-04	-	-	50.40	0.0%	-	-	-	-	-	-	-	-
Q-2026-01	-	-	46.10	0.0%	-	-	-	-	-	-	-	-
CY-2026	-	-	41.44	0.0%	-	-	-	-	-	-	-	-
Total											0	0

*Referred to the last session of the week